








Background: This patient pathway template for pancreatic cancer care in Comprehensive Cancer Care Networks (CCCNs) was developed by the iPAAC WP10 patient pathway working group. The template is used for patient-centred and evidence-based pathway design, monitoring and management in pancreatic cancer care networks. For this purpose, the patient pathway template shall be adapted and technically implemented according to national, regional and local conditions, the desired degree of digital support and data collection for pathway monitoring processes.

Authors: iPAAC WP10 Patient Pathway working group under the lead of Peggy Richter and Hannes Schlieter

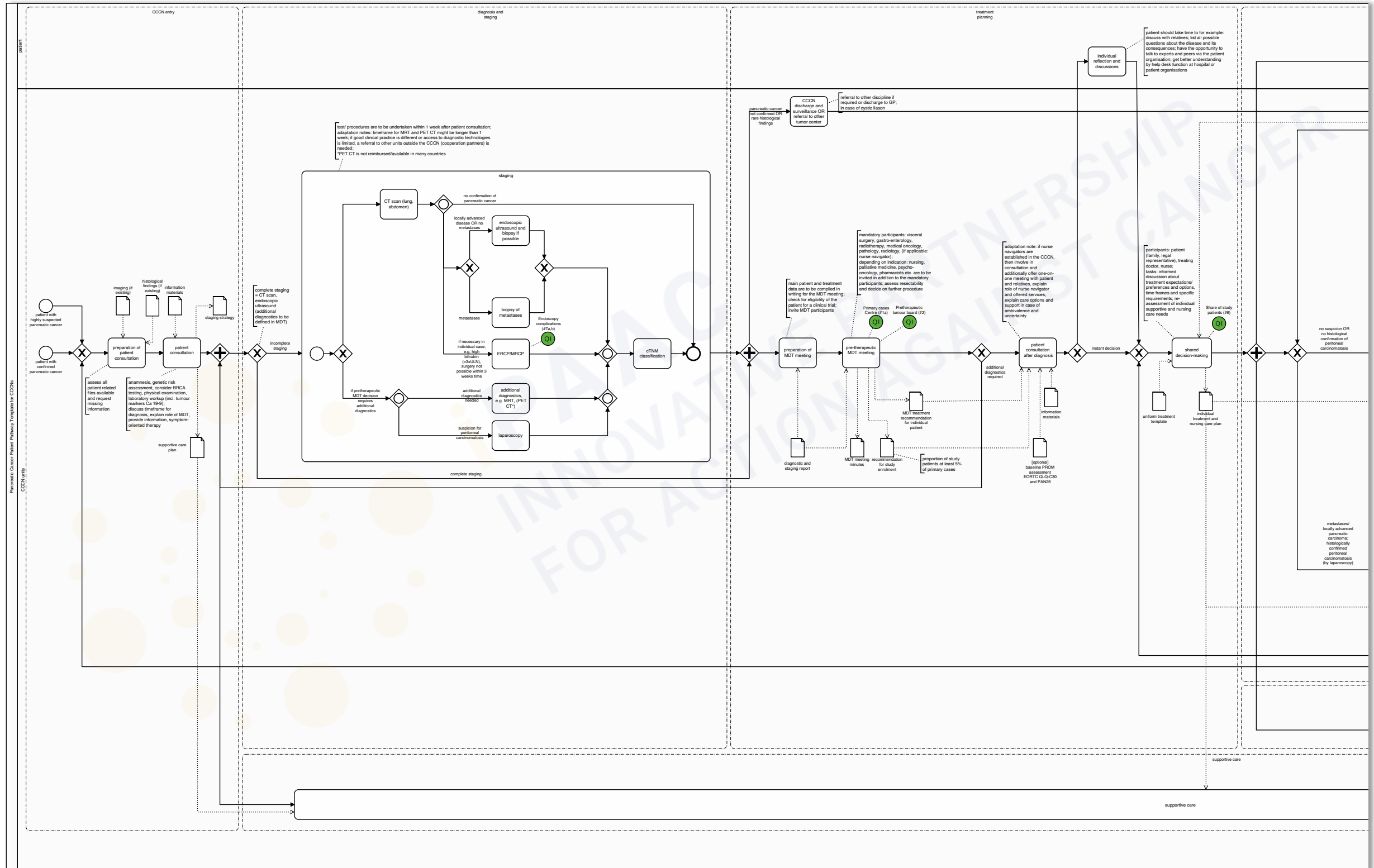
Version: 1.0 – March 2021

Contact and Support: If you have any questions, especially regarding national adaptation or regarding the application and implementation of the patient pathway template in a pancreatic comprehensive cancer care network, please contact Peggy Richter (peggy.richter2@tu-dresden.de) and Hannes Schlieter (hannes.schlieter@tu-dresden.de), www.helict.de.

Explanation of symbols: The representation of the patient pathway uses and extends the BPMN (Business Process Model and Notation). The symbols used in the patient pathway are the following:

-  **Starting Event** at the beginning of a (sub-)process (patient pathway).
-  **Ending Event** at the end of a (sub-)process (patient pathway).
-  **Activity** (a unit of work) in the patient pathway. Can be represented as an expanded sub-process (with its own start and end event in the sub-pathway).
-  **Exclusive Gateway**, for which, depending on the condition, exactly one edge is activated in the case of a branch or waits for an edge in the case of a merge in order to activate the outgoing path flow.
-  **Inclusive Gateway**, for which, depending on the condition, one or more outgoing edges are activated or, in the case of a merge, incoming edges are synchronised.
-  **Annotation** as a comment to an element in the patient pathway
-  **Quality Indicator** (green: certification relevant, yellow: additional iPAAC quality indicator)

Detailed view on the first part of the overall pancreatic patient pathway template



Detailed view on the second part of the overall pancreatic patient pathway template

